

## EU DECLARATION OF CONFORMITY

1. Product model: MSEM-M-SX-3.5

2. Name and address of the manufacturer or his authorised representative:

MAGICSHOOT  
Reigerstraat 110  
2025 XG Haarlem  
The Netherlands  
[www.magicshoot.nl](http://www.magicshoot.nl)

3. This declaration of conformity is issued under the sole responsibility of the manufacturer (or installer).

4. Object of the declaration:

Equipment:

Networkcable, 3.5 meter, SYNTAX CABLE CAT5E SFTP KABEL HEAVY DUTY MET DUBBELE  
AFSCHERMING EN PURMANTEL, two Neutrik etherCON NE8MC-1 and shielded RJ-45 connector  
Brand name: MagicShoot Cable

Model/type: MSEM-M-SX-3.5

5. The object of the declaration described above is in conformity with the relevant Union harmonisation legislation:

Low Voltage Directive (LVD) 2014/35/EU,

Restriction of Hazardous Substances (RoHS) Directive 2011/65/EU,

Directive 2008/98/EC on waste (Waste Framework Directive)

6. References to the relevant harmonised standards used or references to the other technical specifications in relation to which conformity is declared:

LVD: NEN 3140+A1

RoHS: EN 50581:2012

7. Signed for and on behalf of:

Manufacturer: MagicShoot (phone: +31 6 21220846 email: [info@magicshoot.nl](mailto:info@magicshoot.nl))

Place and date: Haarlem, 25-09-2017



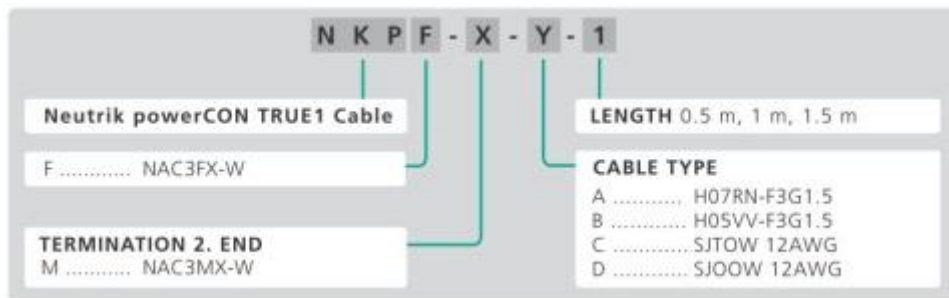
Sitan van Sluis, Managing Director

## Heavy duty Network/Ethernet cable with etherCON connectors

<b>Plug / end termination</b>	Neutrik NE8MC-1 and RJ45 shielded connector
<b>Conductor size</b>	4 x 2 x 0.22mm <sup>2</sup>
<b>Cable type / color / Nom. O.D.</b>	SYNTAX CABLE CAT5E SFTP KABEL HEAVY DUTY MET DUBBELE AFSCHERMING EN PURMANTEL / black / 9,6 mm
<b>Part Number</b>	MSEM-M-SX-3.5
<b>Length</b>	3.5 m
<b>Class</b>	nvt

### Partnumbering information

(following Neutrik part numbering)



MagicShoot partnumber for two meter cable: MSEM-M-SX-3.5

**SX** = SYNTAX Cable

<http://syntaxcables.valentiniinternational.it/sito/schedaprodotto.php?id=9&lang=eng>

Specs (dutch)

- > rol van 100m
- > 4x2x0,22mm<sup>2</sup>
- > 24 AWG
- > Mantel van PUR
- > Folie-afscherming rondom aderen
- > Gevlochten metalen afscherming tegen de buitenmantel
- > Functioneert probleemloos tot 75m met iedere digitale mengtafel
- > Speciaal ontworpen voor intensief gebruik en het gebruik op een haspel

## Ethernet

### 7XLANCAT5 - 7XLANCAT5PUR


SYNTAX® offers a cable with high intrinsic quality, excellent flexibility and robustness to tackle the difficult jobs in the entertainment world, ensuring reliable performance in critical conditions.

With the great spread of the Internet, this kind of cables, widely used in the computer world, are produced on a large scale to drive down prices, often at the expense of transmission quality and manageability. The Syntax CAT5E cable is designed for use in broadcasting and in all the network installations for transmission of high Class D bit-rates; it is compliant with ISO/IEC 11801 - EN 50173 - EIA/TIA 568B.2, ensuring accurate transmission of data up to 90 meter cable length.

To maintain the correct data transfer along the entire length, it is very important that the body of the cable is not deformed by an alteration in the internal position of the four twisted pairs. In this regards, the use of a particular foamy compound keeps the twisted pairs fixed and properly spaced. Moreover, the presence of two shields (one

in aluminium foil and the other in tinned copper braid) guarantees a 100% protection from external noise. The version PUR up-jacketed has been particularly designed for heavy outdoor application, for use on cable drum, for mobile transmission vehicles and wherever a high abrasion resistance and continuous bending cycles are needed, preserving an enduring transmission quality. When using this version, the second jacket should be removed near the RJ45 connector, in order to get the right diameter for assembling.

Photo 1: 7XLANCAT5 - Photo 2: 7XLANCAT5PUR

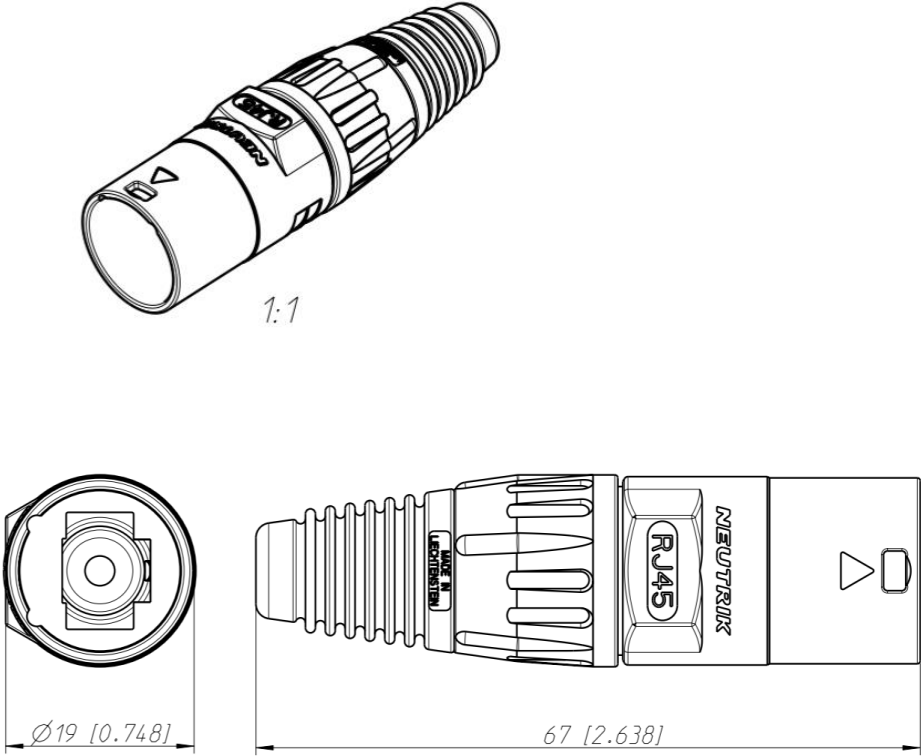


**User Manual**

*Heavy Duty Network Cable*

Push and rotate the Neutrik connector NE8MC-1 in a corresponding chassis-part until the connector locks.

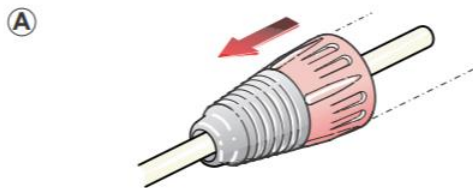
**Technical Drawing**



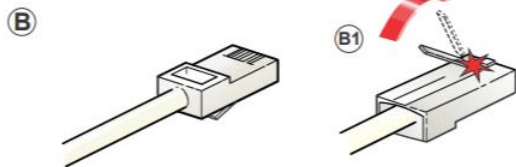


## ASSEMBLY INSTRUCTION

etherCON | NE8MC-1, Ruggedized RJ 45  
Data Connector with X Series bushing

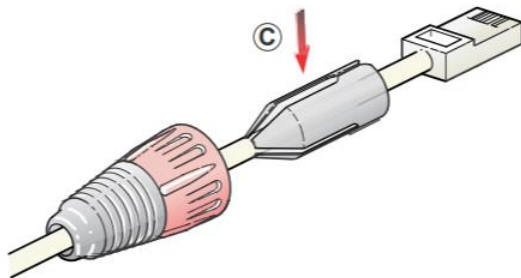


**A** Slide the bushing over the cable.



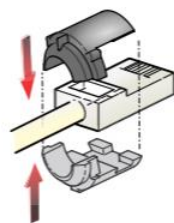
**B** Assemble the RJ45 plug on the cable.

**B1** Cut off the release tab of RJ45 plug.



**C** Put the chuck onto the cable.

**D1**  
STANDARD  
VERSION

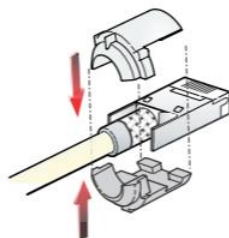


**D1** Standard version:  
Position the black & grey adapter onto  
the connector.

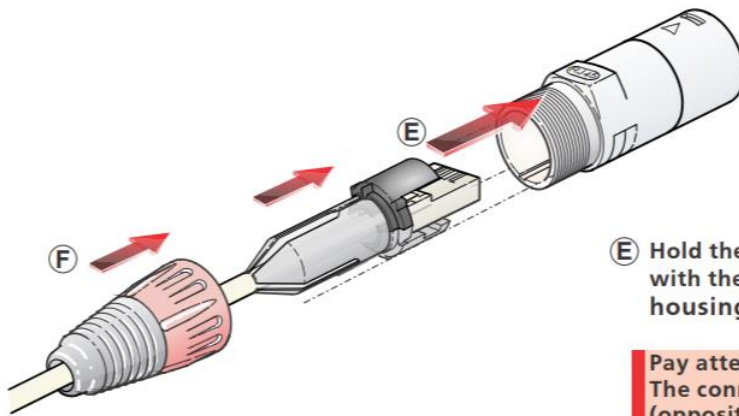
or

**or**

**D2**  
SPECIAL  
VERSION



**D2** Special version:  
Position the white & grey adapter into  
the port.



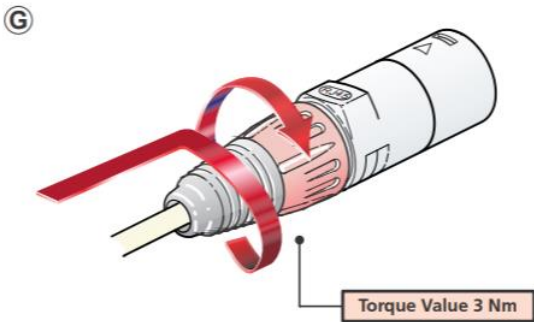
- Ⓔ Hold the assembly (RJ45 + adapters) in place with the chuck and slide it into the housing.

**Pay attention:**  
The connector latch has to point downwards (opposite direction of RJ45 lettering)

- Ⓕ Slide the chuck in the housing (pay attention to the guiding key).

**CAUTION:**

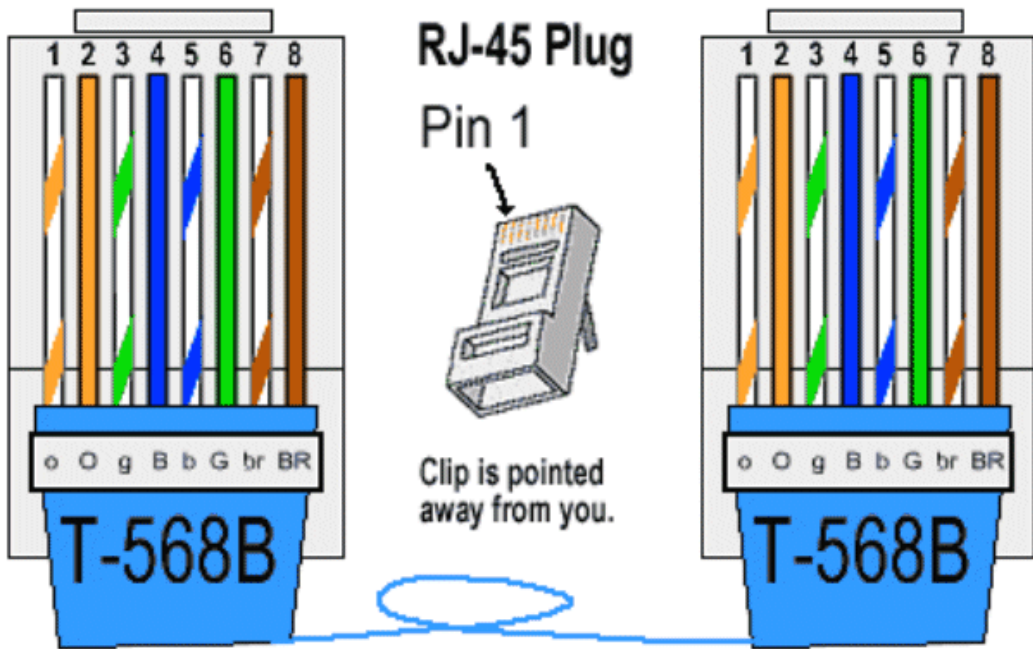
◀ max. 0.25 mm



- Ⓖ Slide the boot to the housing and tighten the bushing (max. torque 3 Nm).

Find more etherCON® details on [www.neutrik.com](http://www.neutrik.com).





**Testing:**

The cable is not tested according to NEN3140.

This cable is functional tested to see if it works as a network cable, connected between a PC and a broadbandrouter. A speedtest is performed: <http://beta.speedtest.net/nl>